Aventura™ II

Quick Reference Guide

Model BLMAV2

baby lock

FOR THE LOVE OF SEWING

To register your machine warranty and receive Baby Lock product updates and offers, go to babylock.com/profile. If you have questions with registration, visit your Authorized Baby Lock Retailer.

Baby Lock Consumer Helpline: 800-313-4110

www.babylock.com

Before using your machine for the first time please read the "IMPORTANT SAFETY INSTRUCTIONS" in the Instruction and Reference Guide.
Refer to the instruction and reference guide for detailed instructions.
In this guide, English screens are used for basic explanations.
For details on the built-in embroidery patterns, refer to the Embroidery Design Guide.

Antes de utilizar la máquina por primera vez, lea las "INSTRUCCIONES DE SEGURIDAD IMPORTANTES" en el Manual de instrucciones.
Consulte las instrucciones detalladas en el manual de instrucciones.
En esta guía, para las explicaciones básicas se utilizan pantallas en inglés.
Para más detalles acerca de los patrones de bordado embutidos, consulte la Guía de diseños de bordado.

Avant d'utiliser votre machine pour la première fois, veuillez lire les « INSTRUCTIONS DE SÉCURITÉ IMPORTANTES » indiquées dans le manuel d'instructions.
Reportez-vous au manuel d'instructions pour des informations détaillées.
Les écrans de ce guide sont en anglais pour les explications de base.
Pour plus de détails sur les motifs de broderie intégrés, consultez le guide de motifs de broderie.

Contents

Bobbin Winding and Setting 2
Upper Threading 4
Selecting and Sewing Patterns 6
- ◆ Utility Stitches 6
- ◆ Decorative Stitches 7
- ◆ Character stitches 7

Summary of Stitch Patterns 8
- ◆ Utility Stitches 8
- ◆ Decorative Stitches 9
- ◆ Character stitches 10

Preparing to Embroider 16
Selecting Embroidery Patterns 18

Contenido

Bobinado y ajuste 2
Hilo superior 4
Seleccionar y coser patrones 6
- ◆ Puntadas utiles 6
- ◆ Puntadas decorativas 7
- ◆ Puntadas de carácter 7

Resumen de tipos de puntada 8
- ◆ Puntadas utiles 8
- ◆ Puntadas decorativas 9
- ◆ Puntadas de carácter 10

Preparativos para bordar 16
Seleccionar patrones de bordado 18

Table des matières

Bobinage et réglage de la canette 2
Enfilage supérieur 4
Sélection et couture de motifs 6
- ◆ Points utilitaires 6
- ◆ Points décoratifs 7
- ◆ Points de caractères 7

Sommaire des motifs de point 8
- ◆ Points utilitaires 8
- ◆ Points décoratifs 9
- ◆ Points de caractères 10

Préparation de la broderie 16
Sélection des motifs de broderie 18

Bobbin Winding and Setting
Bobinado y ajuste
Bobinage et réglage de la canette

Follow the steps below in numerical order. Refer to the instruction and reference guide for detailed instructions.
Siga los pasos descritos a continuación, en orden numérico. Consulte las instrucciones detalladas en la guía de referencia y de instrucciones.
Respectez les étapes ci-dessous, dans l'ordre numérique. Reportez-vous au guide d'instructions et de référence pour des informations détaillées.

Use only the included bobbin or bobbins of the same type.
Utilice solo la bobina incluida, o bobinas del mismo tipo.
N'utilisez que la canette fournie ou des canettes du même type.

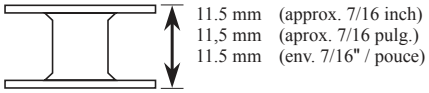

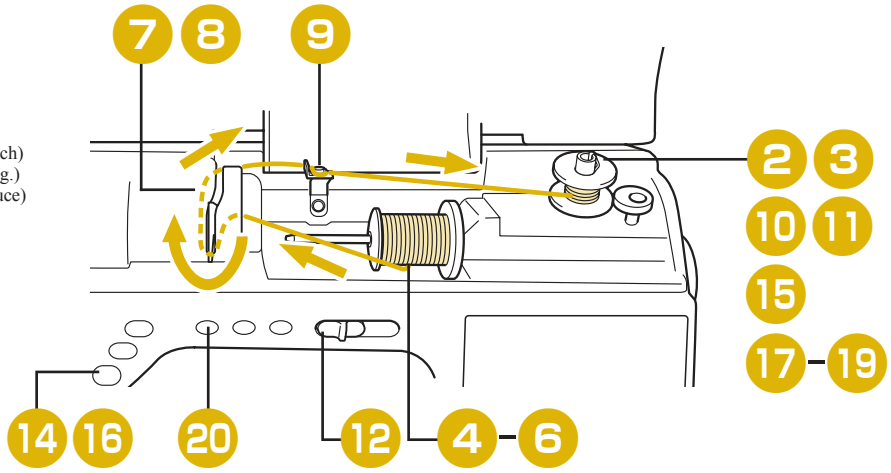

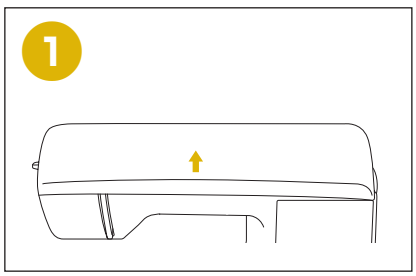



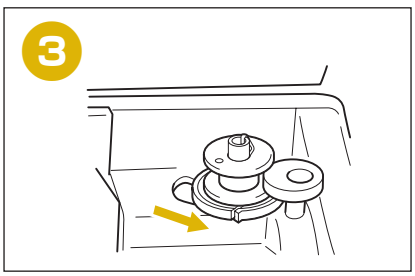

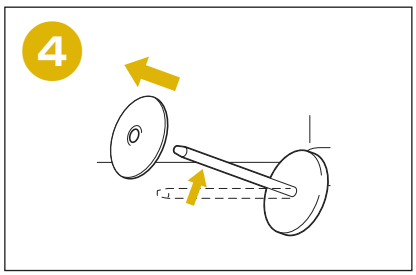

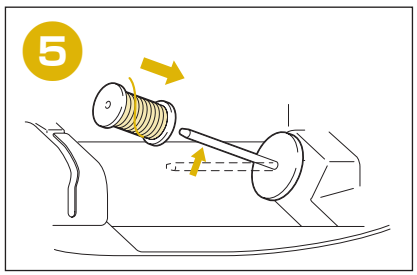

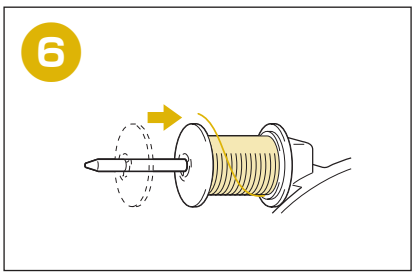

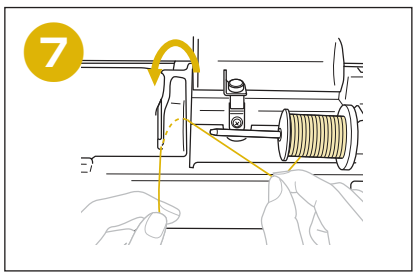

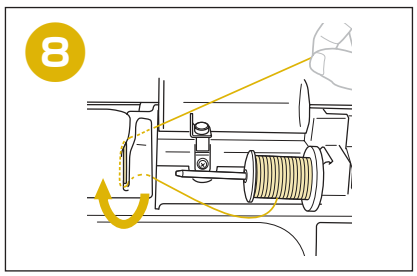

9

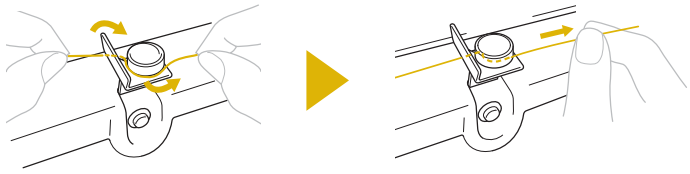

10



11



12

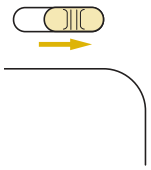

13

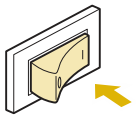

14

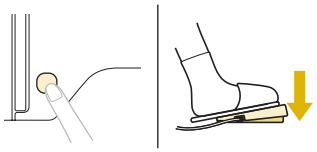

15



16

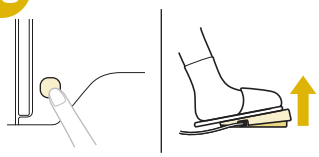

17

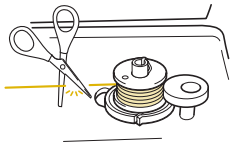

18

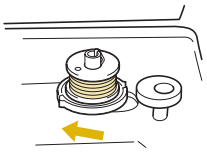

19

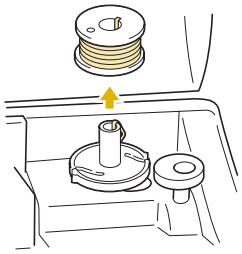

20

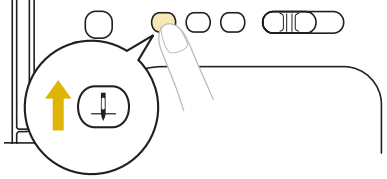

21

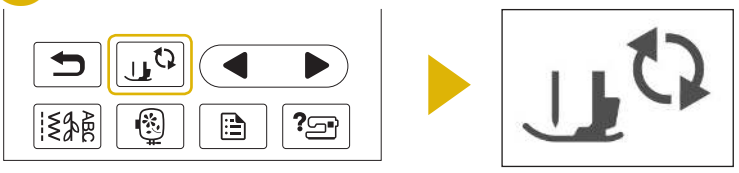

22

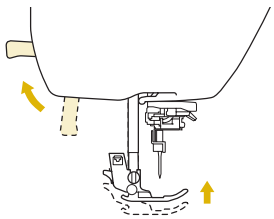

23

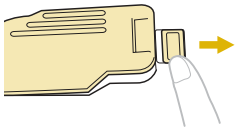

24

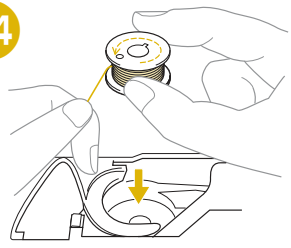

25

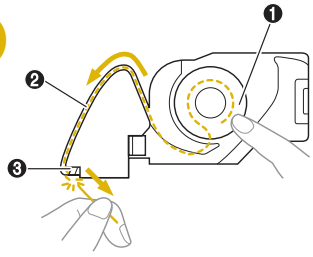

26

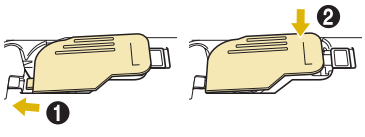

27

Upper Threading
Hilo superior
Enfilage supérieur

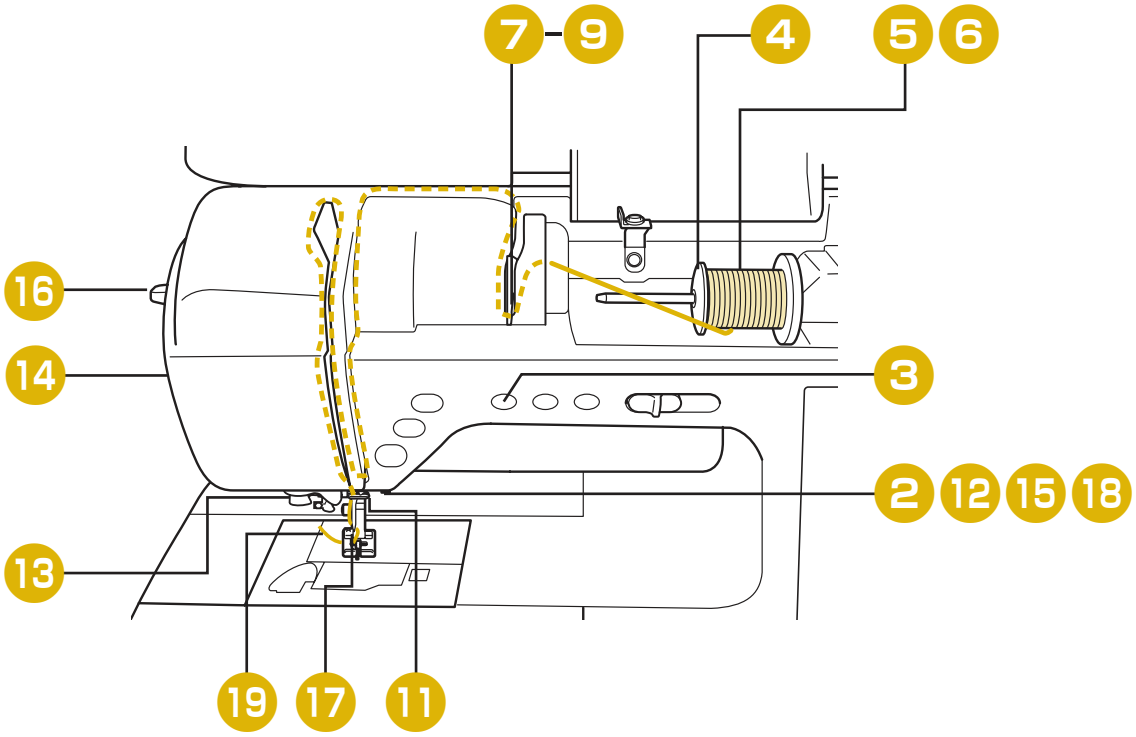

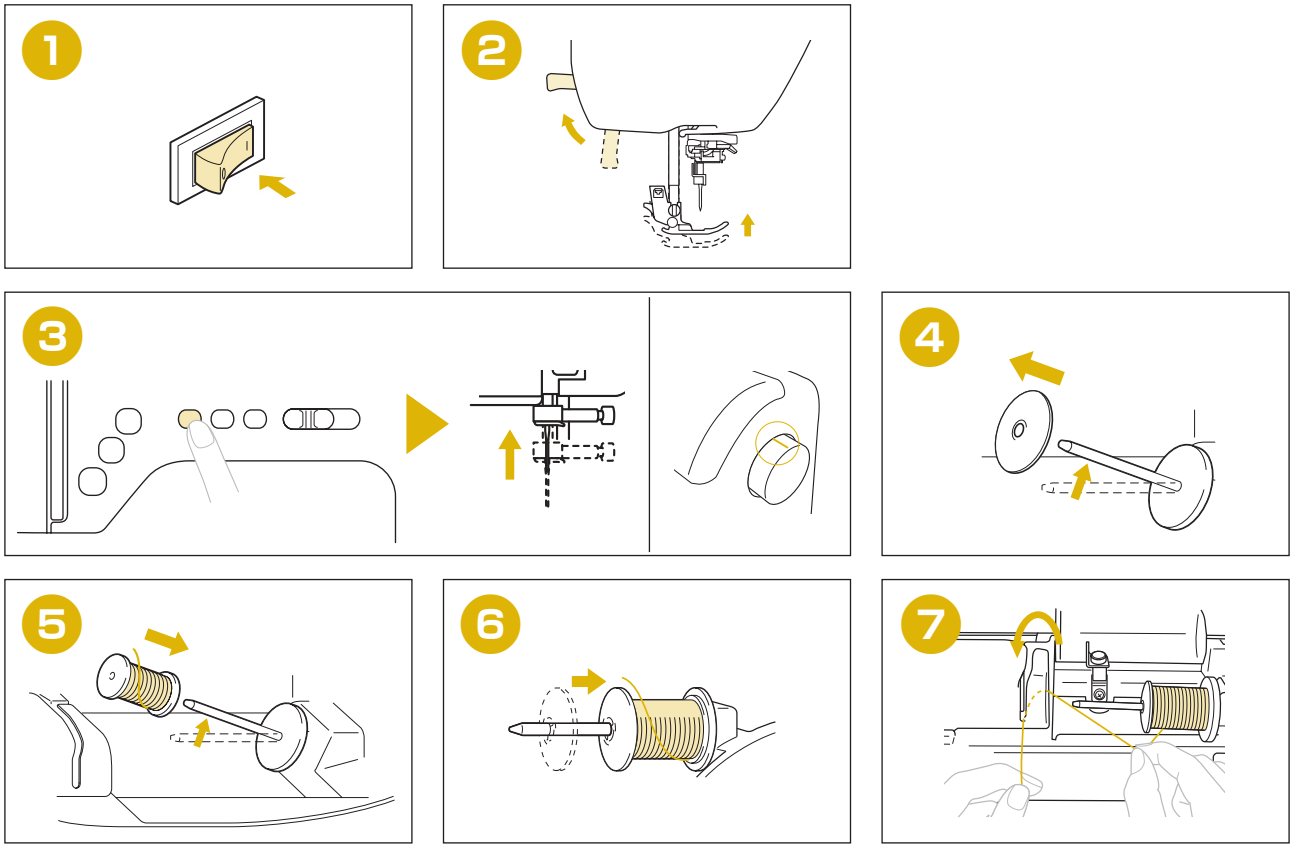

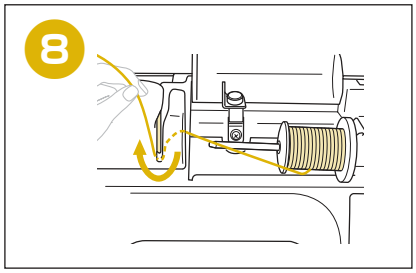
8

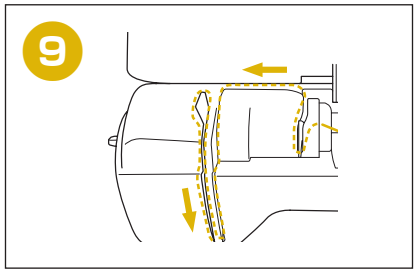
9

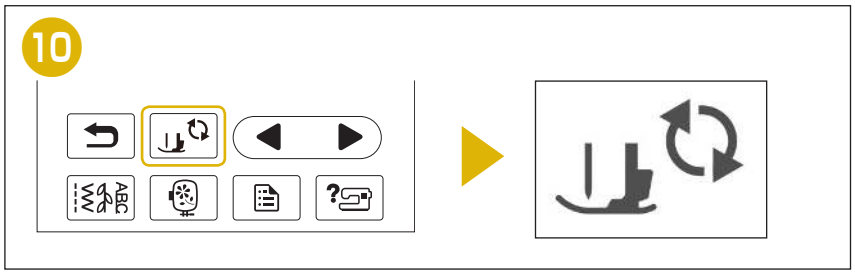
10

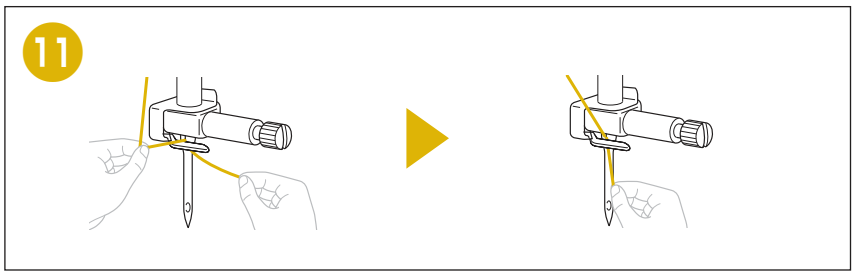
11

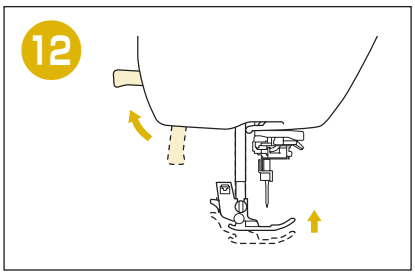
12

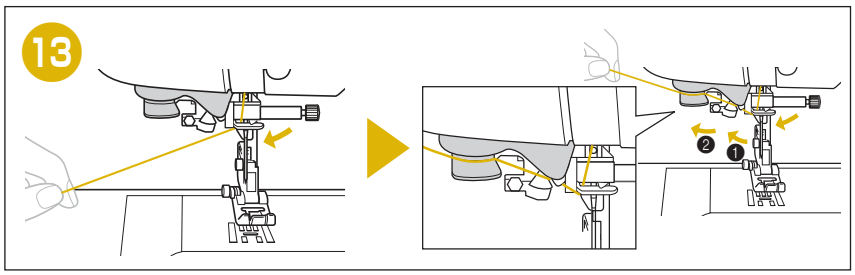
13

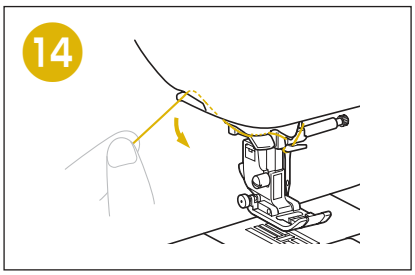
14

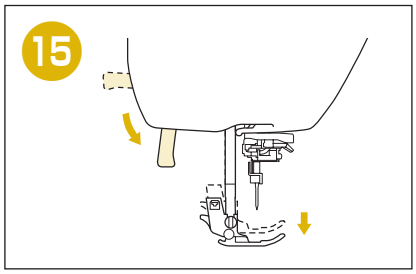
15

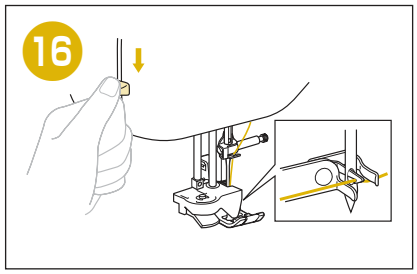
16

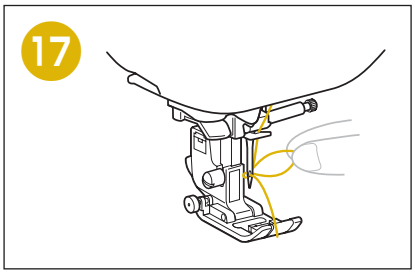
17

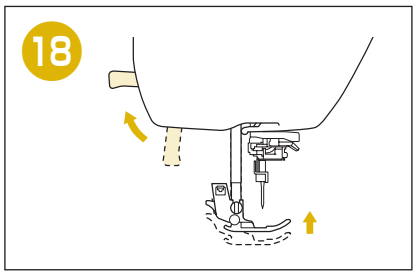
18

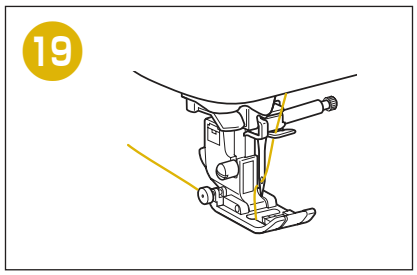
19

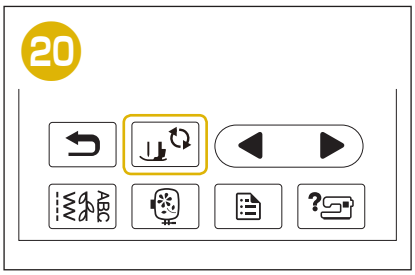
20

Selecting and Sewing Patterns
Seleccionar y coser patrones
Sélection et couture de motifs

◆ Utility Stitches ◆ Puntadas utiles ◆ Points utilitaires

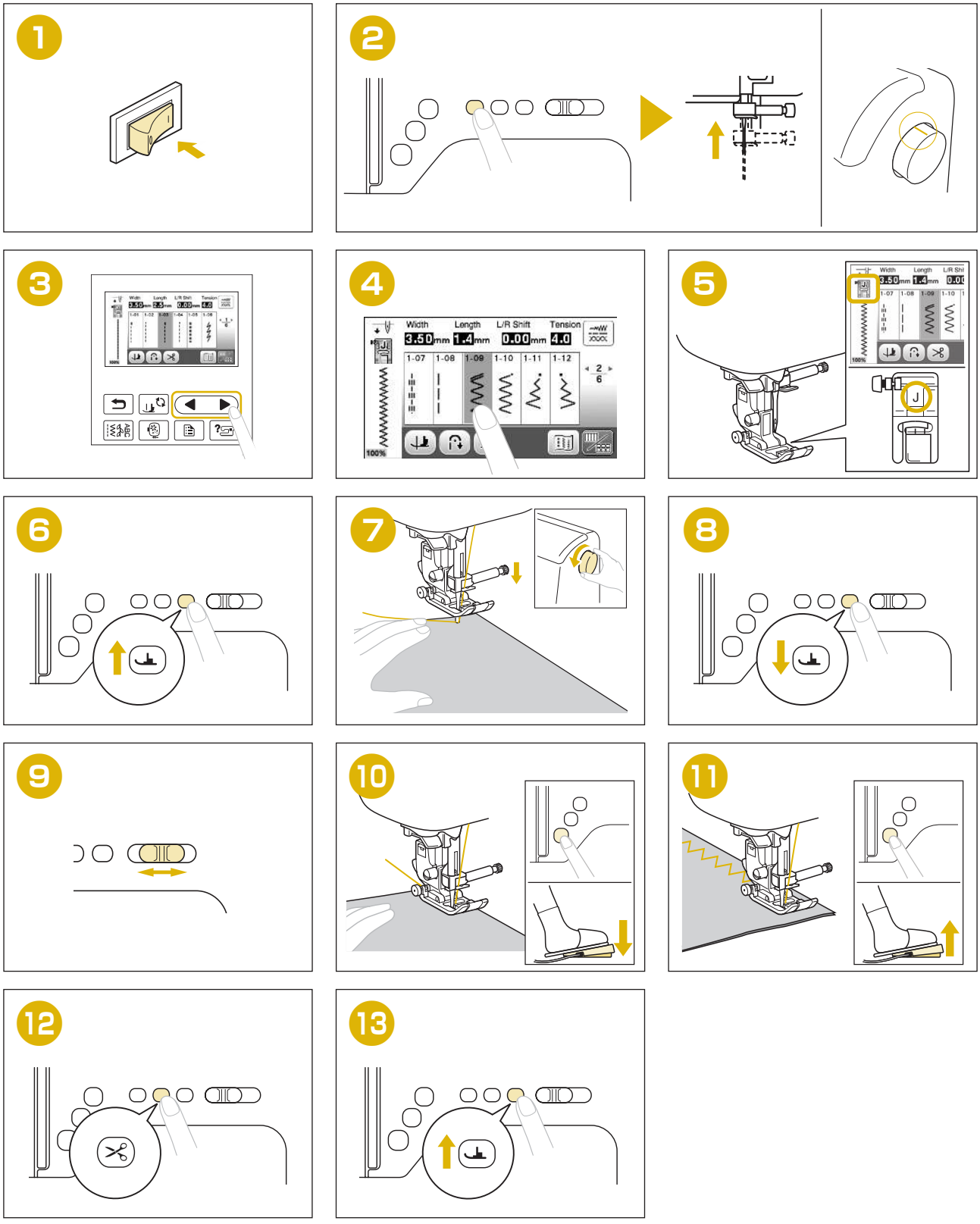

◆ Decorative Stitches ◆ Puntadas decorativas ◆ Points décoratifs

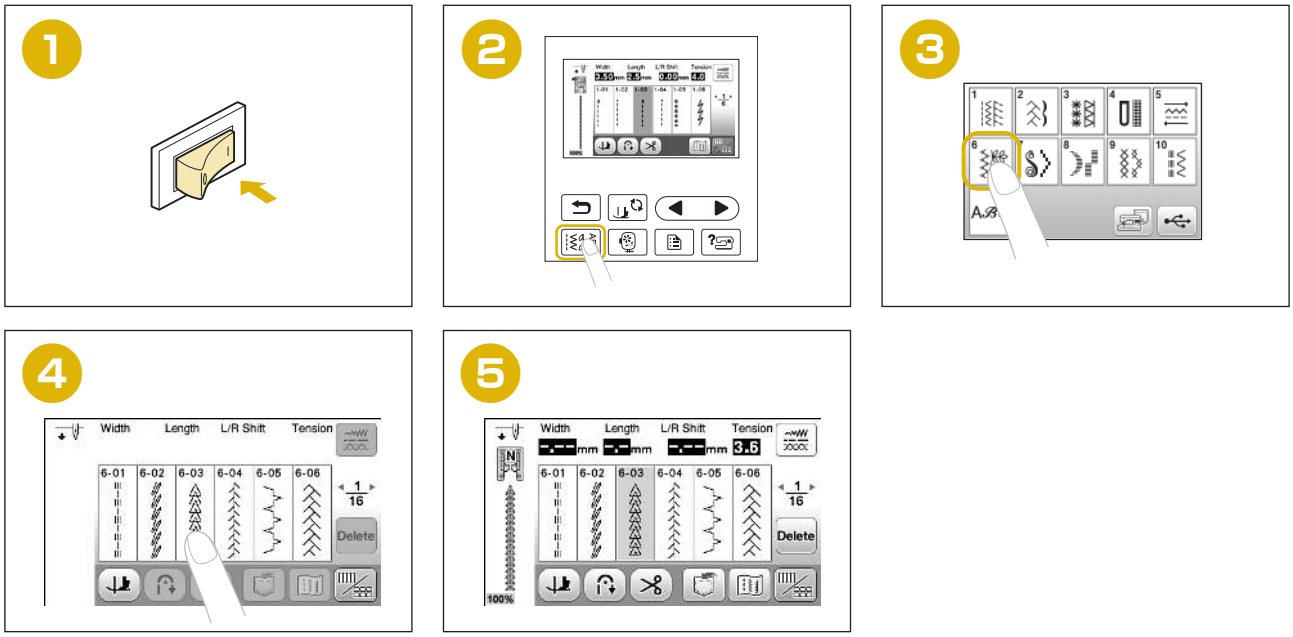

◆ Character Stitches ◆ Puntadas de carácter ◆ Points de caractères

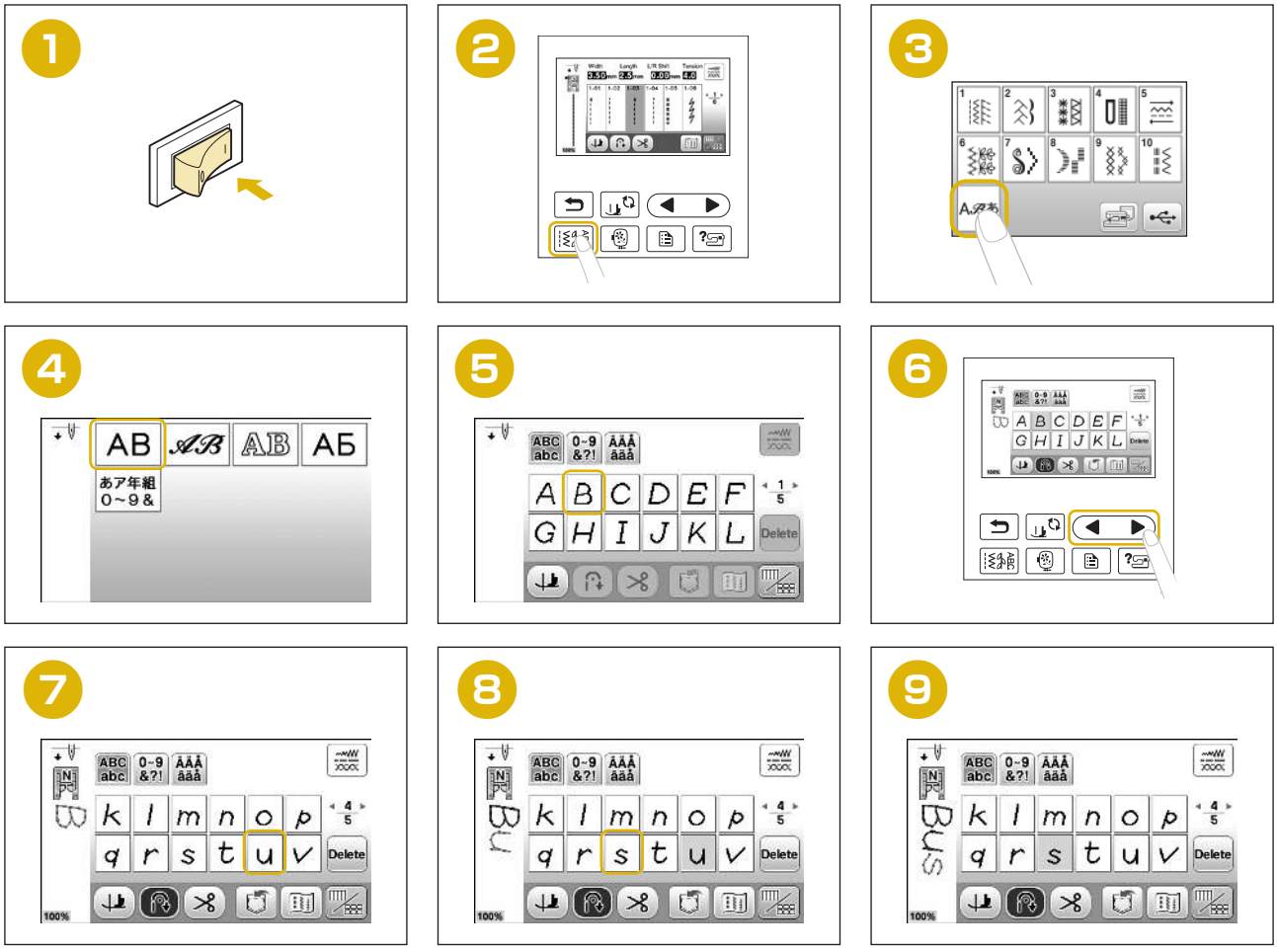

Summary of Stitch Patterns
Resumen de tipos de puntada
Sommaire des motifs de point

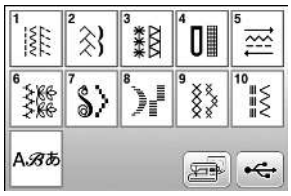

◆ Utility Stitches ◆ Puntadas utiles ◆ Points utilitaires

• 1-01~1-35

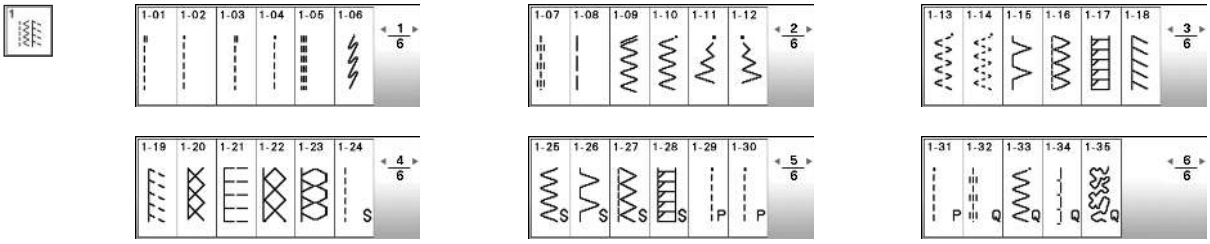

• 2-01~2-20

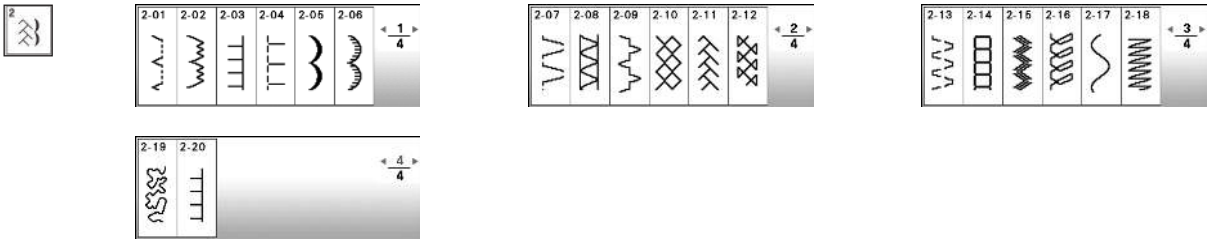

• 3-01~3-22

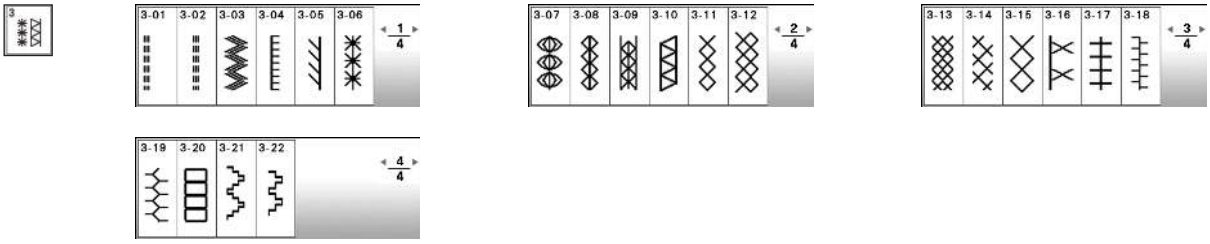

• 4-01~4-15

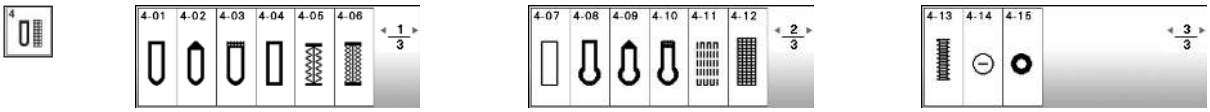

• 5-01~5-08

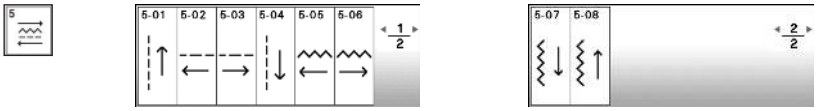

◆ Decorative Stitches ◆ Puntadas decorativas ◆ Points décoratifs

• 6-01~6-94

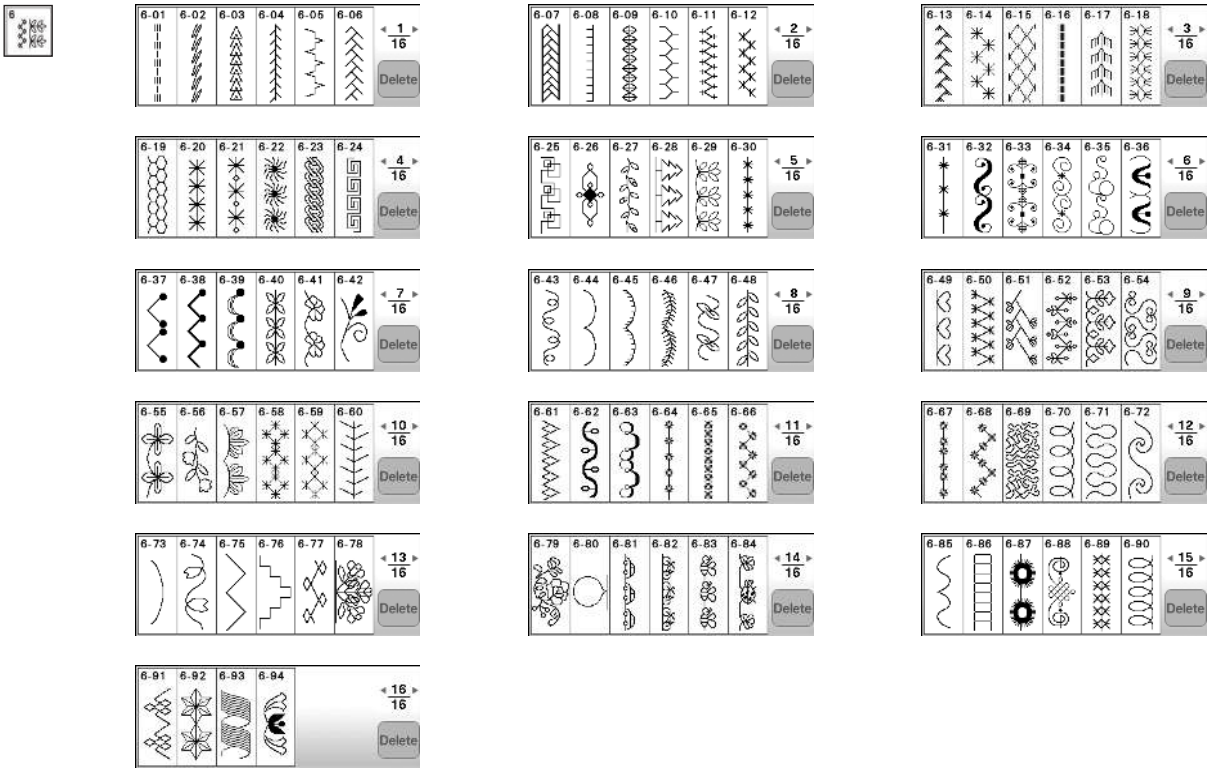

• 7-01~7-18

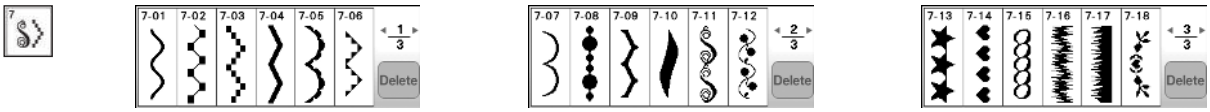

• 8-01~8-17

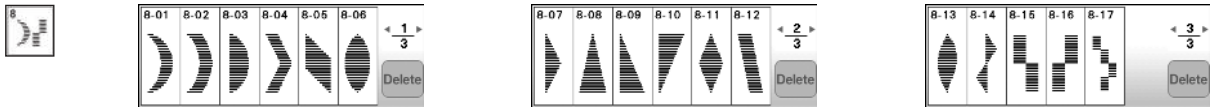

• 9-01~9-14

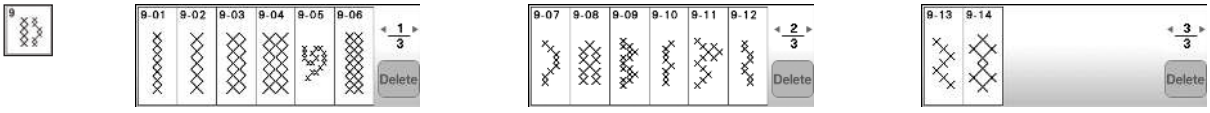

• 10-01~10-58

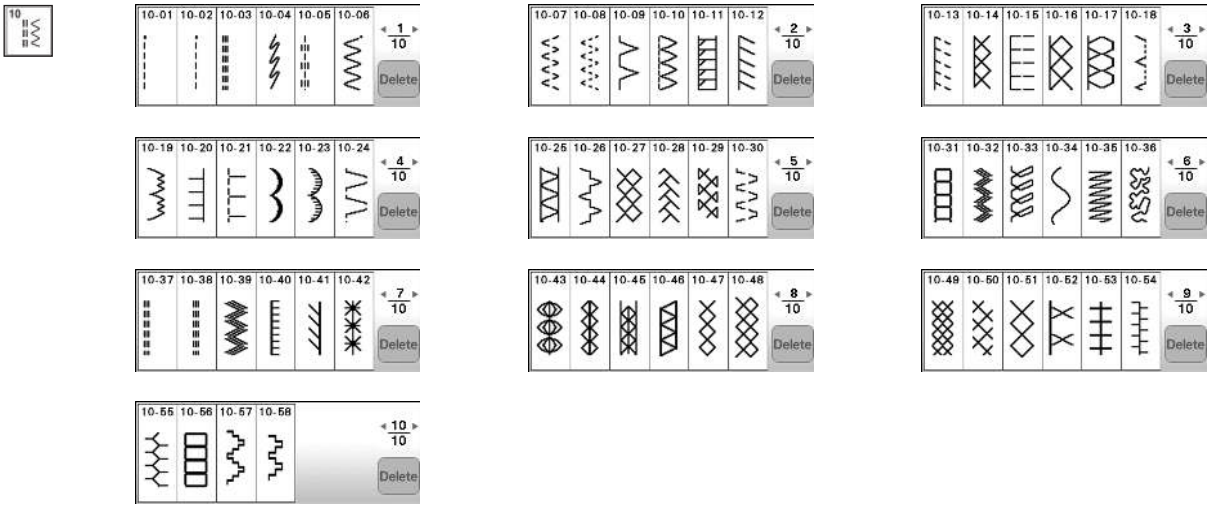

◆ Character Stitches ◆ Puntadas de carácter ◆ Points de caractères

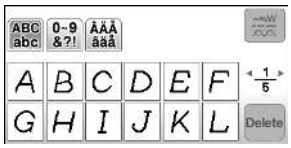

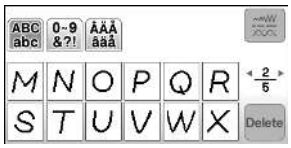

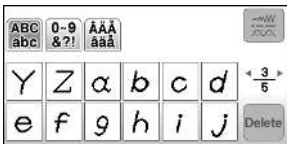

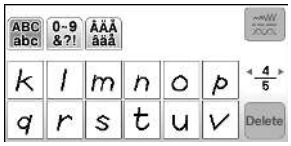

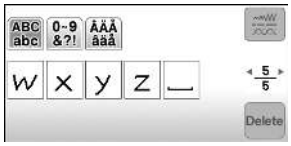

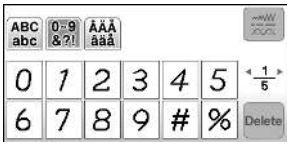

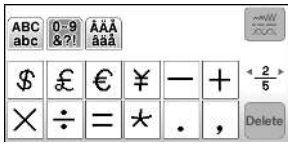

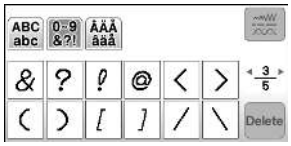

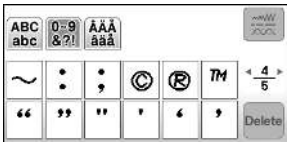



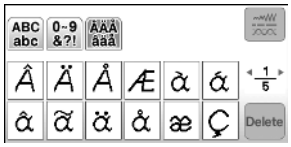

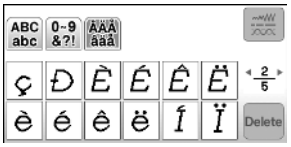

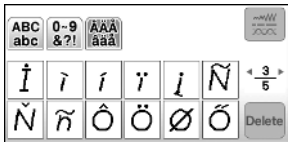

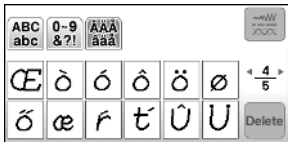

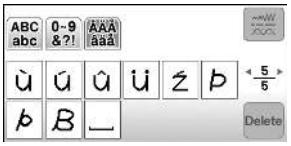

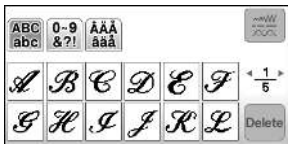

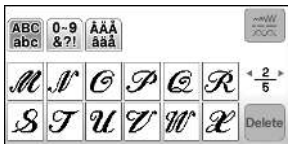

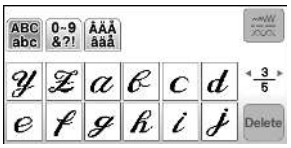

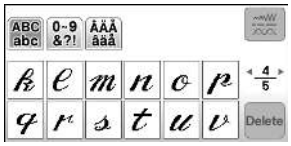

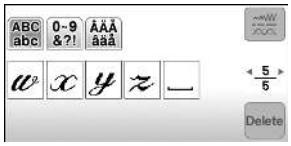

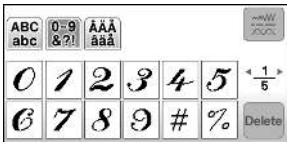

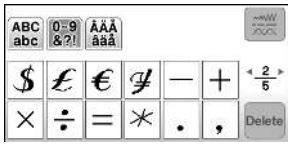

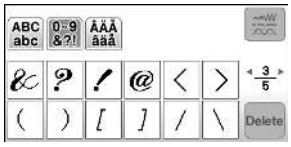

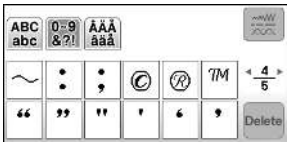



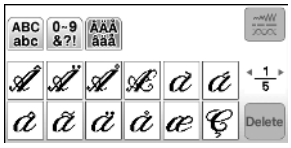

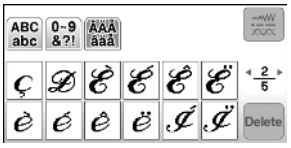

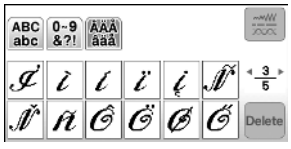

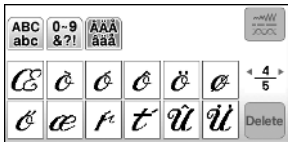

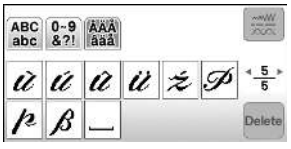

AB

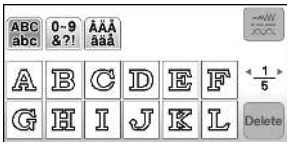
ABC abc
0~9 &?!
ÀÁÂ âàå
A B C D E F
G H I J K L
1/6
Delete

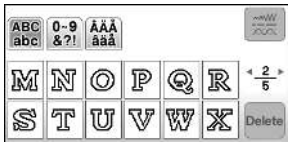
ABC abc
0~9 &?!
ÀÁÂ âàå
M N O P Q R
S T U V W X
2/6
Delete

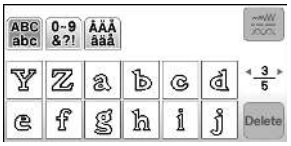
ABC abc
0~9 &?!
ÀÁÂ âàå
Y Z a b c d
e f g h i j
3/6
Delete


ABC abc
0~9 &?!
ÀÁÂ âàå
k l m n o p
q r s t u v
4/6
Delete

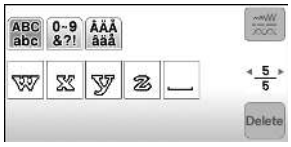
ABC abc
0~9 &?!
ÀÁÂ âàå
w x y z
5/6
Delete

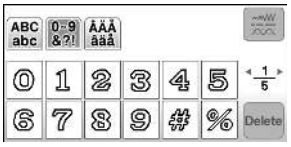
ABC abc
0~9 &?!
ÀÁÂ âàå
0 1 2 3 4 5
6 7 8 9 # %
1/6
Delete

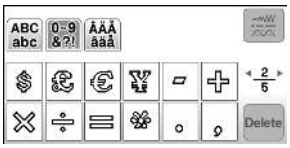
ABC abc
0~9 &?!
ÀÁÂ âàå
$ £ € ¥ − +
× ÷ = ❀ ° ,
2/6
Delete

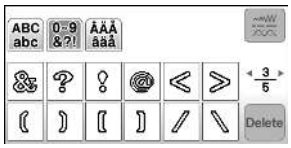
ABC abc
0~9 &?!
ÀÁÂ âàå
& ? ! @ < >
( ) [ ] / \
3/6
Delete

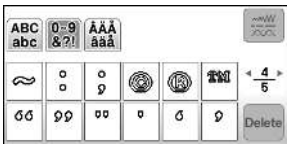
ABC abc
0~9 &?!
ÀÁÂ âàå
~ ° ¸ ® © ™
ʻʻ ˮˮ ˚ ˊ ˛
4/6
Delete


ABC abc
0~9 &?!
ÀÁÂ âàå
_
5/6
Delete

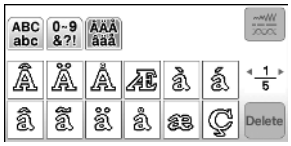
ABC abc
0~9 &?!
ÀÁÂ âàå
Â Ä Å Æ à á
â ã ä å æ Ç
1/6
Delete

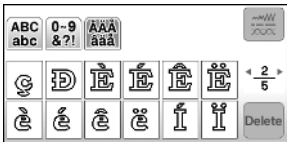
ABC abc
0~9 &?!
ÀÁÂ âàå
ç Ð È É Ê Ë
è é ê ë Í Ï
2/6
Delete

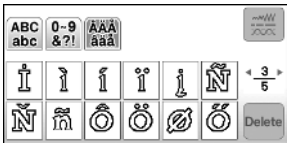
ABC abc
0~9 &?!
ÀÁÂ âàå
İ ì í ï į Ñ
Ň ñ Ô Ö Ø Ő
3/6
Delete

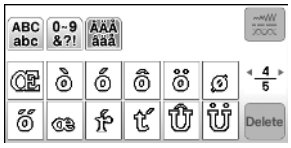
ABC abc
0~9 &?!
ÀÁÂ âàå
Œ ò ó ô ö ø
ő œ ŕ ť Û Ů
4/6
Delete

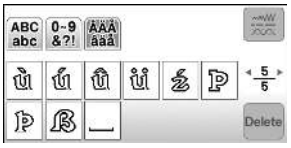
ABC abc
0~9 &?!
ÀÁÂ âàå
ù ú û ü ź Þ
þ ß _
5/6
Delete

АБ

АБВ абв
0~9 &?!
А Б В Г Д Е
Ё Ж З И Й К
1/4
Delete

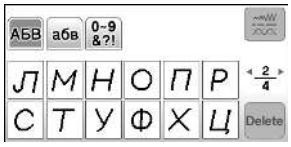
АБВ абв
0~9 &?!
Л М Н О П Р
С Т У Ф Х Ц
2/4
Delete

АБВ абв
0~9 &?!
Ч Ш Щ Ъ Ы Ь
Э Ю Я Ґ Є І
3/4
Delete

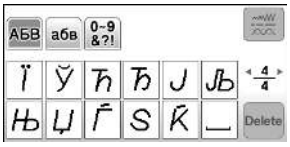
АБВ абв
0~9 &?!
Ї Ў Ђ Ћ Ј Љ
Њ Ц Ґ Ѕ Ќ _
4/4
Delete

АБВ абв
0~9 &?!
а б в г д е
ё ж з и й к
1/4
Delete

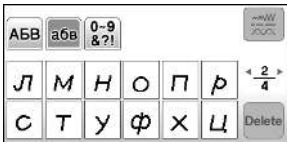
АБВ абв
0~9 &?!
л м н о п р
с т у ф х ц
2/4
Delete

АБВ абв
0~9 &?!
ч ш щ ь ы ь
э ю я ґ є і
3/4
Delete

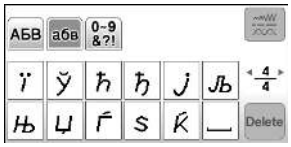
АБВ абв
0~9 &?!
ї ў ђ ћ ј љ
њ ц ґ ѕ ќ _
4/4
Delete

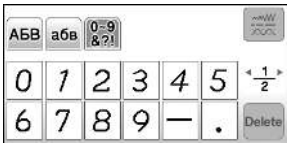
АБВ абв
0~9 &?!
0 1 2 3 4 5
6 7 8 9 — .
1/2
Delete

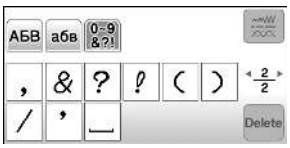
АБВ абв
0~9 &?!
, & ? ! ( )
/ ' _
2/2
Delete

Katakana characters: One of the Japanese character sets
Caracteres Katakana: Uno de los diferentes conjuntos de caracteres japoneses.
Caractères Katakana : Un des ensembles de caractères japonais.

Arabic numerals, Japanese Kanji numerals
Números arábigos, números Kanji japoneses
Chiffres arabes, chiffres Kanji japonais

Kanji characters: Often used in daily life / symbols.
Caracteres Kanji: se utilizan a menudo cotidianamente / como símbolos.
Caractères Kanji : souvent utilisés dans la vie de tous les jours/symboles.

Hiragana characters: One of the Japanese character sets
Caracteres Hiragana: Uno de los diferentes conjuntos de caracteres japoneses.
Caractères Hiragana : Un des ensembles de caractères japonais.

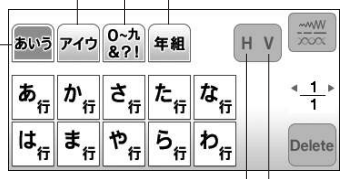

Horizontal
Horizontal
Horizontal

Vertical
Vertical
Vertical

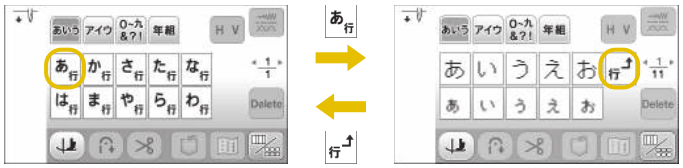

あ行

か行

さ行

た行

な行

は行

ま行

や行

ら行

わ行

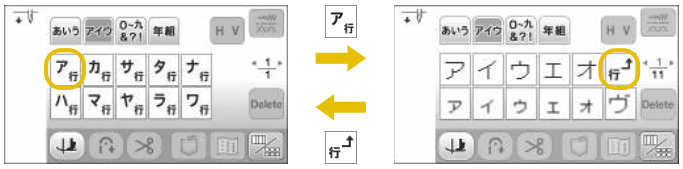

ア行

カ行

サ行

タ行

ナ行

ハ行

マ行

ヤ行

ラ行

ワ行

• Example of Kanji characters in daily life
• Ejemplo de caracteres Kanji en la vida cotidiana
• Exemple de caractères Kanji dans la vie quotidienne

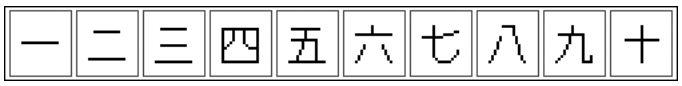

1, 2, 3, 4, 5, 6, 7, 8, 9, 10



Date of birth | **Fecha de nacimiento** | **Date de naissance**

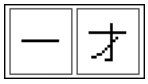

1 year old | **1 año de edad** | **1 an**

Nursery school | **Guardería** | **Crèche**

Kindergarten | **Jardín de infancia** | **École maternelle**

Elementary school | **Escuela primaria** | **École primaire**

Junior high school | **Escuela secundaria** | **Collège**

Group/Class | **Grupo/Clase** | **Groupe/Classe**

Club/Division | **Club/División** | **Club/Division**

Moon/Monday | **Luna/Lunes** | **Lune/Lundi**

Fire/Tuesday | **Fuego/Martes** | **Feu/Mardi**

Water/Wednesday | **Agua/Miércoles** | **Eau/Mercredi**

Tree/Thursday | **Árbol/Jueves** | **Arbre/Jeudi**

Gold/Friday **Oro/Viernes** **Or/Vendredi**

Soil/Saturday **Tierra/Sábado** **Terre/Samedi**

Sun/Sunday **Sol/Domingo** **Soleil/Dimanche**

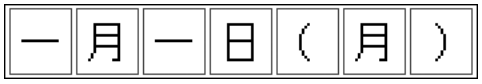

January 1st (Monday) **1 de enero (lunes)** **1er janvier (lundi)**

Preparing to Embroider
Preparativos para bordar
Préparation de la broderie

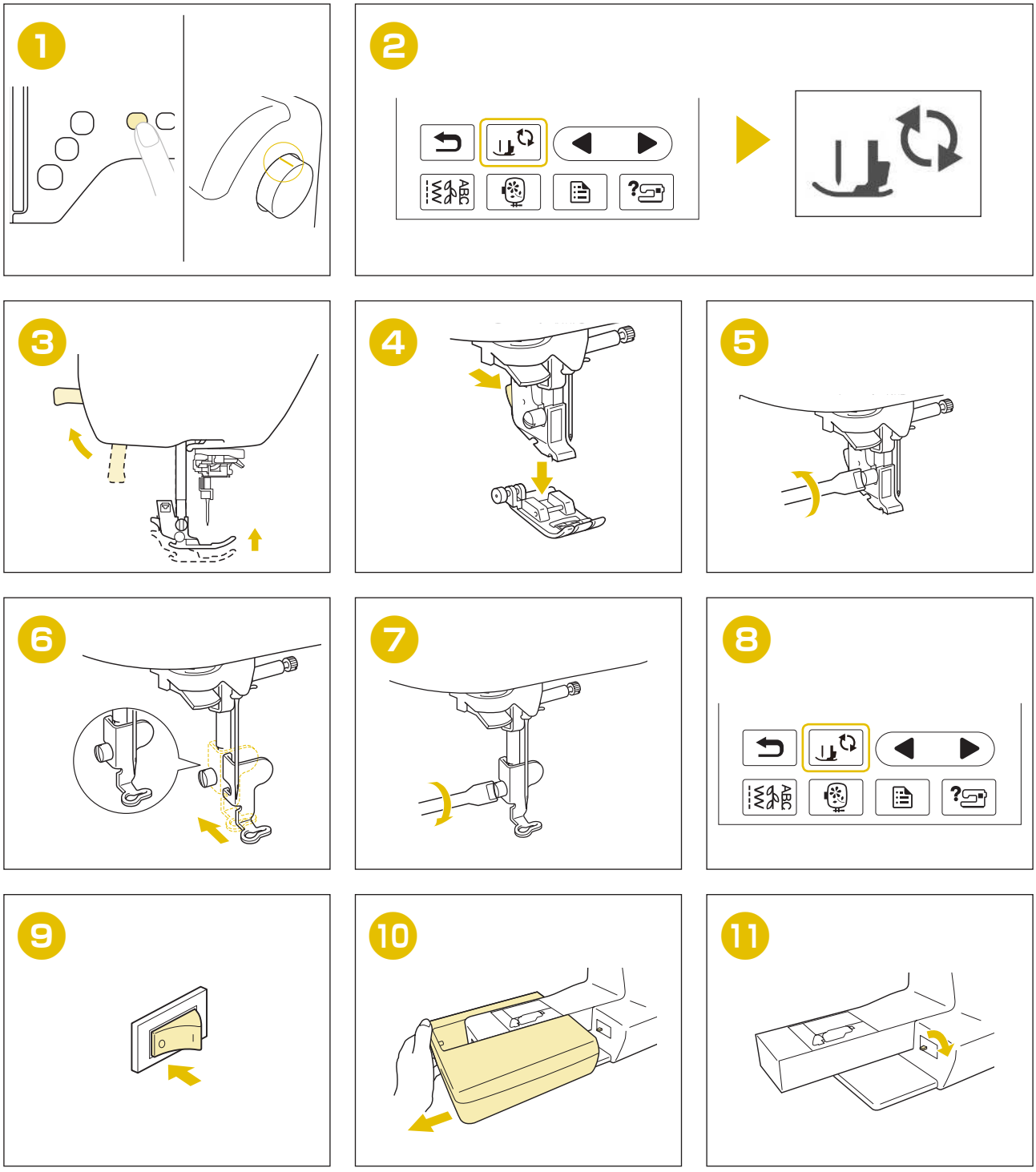

12

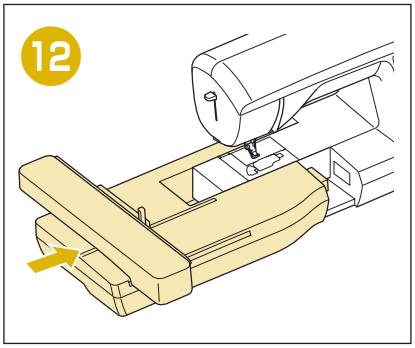

13

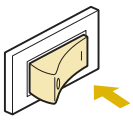

14

15

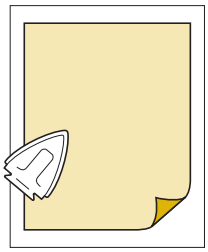

16



17

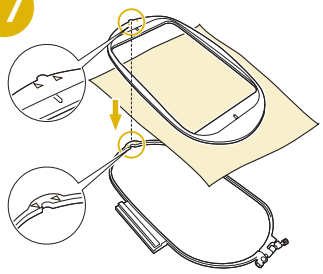

18

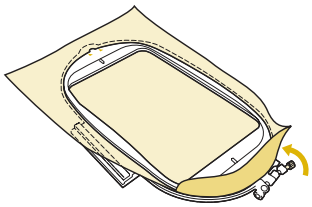

19

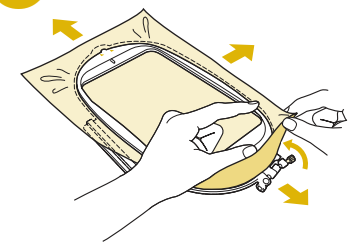

20

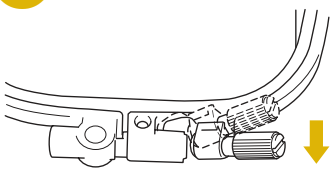

21

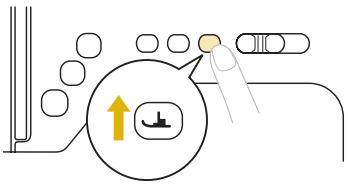

22

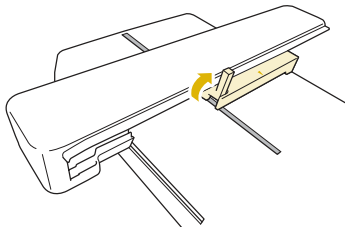

23

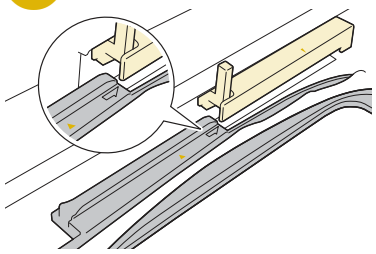

24

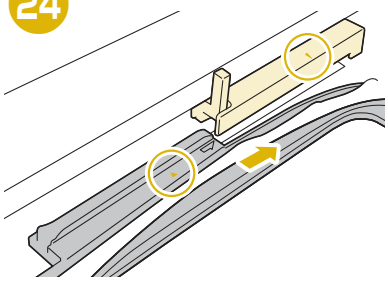

25

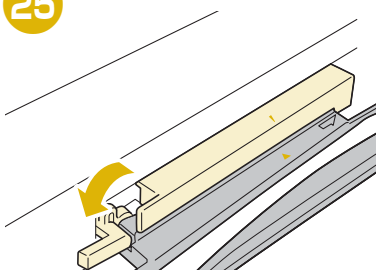

Selecting Embroidery Patterns
Seleccionar patrones de bordado
Sélection des motifs de broderie

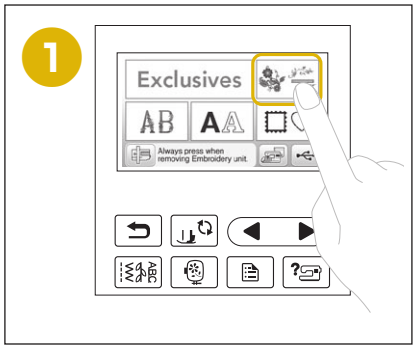

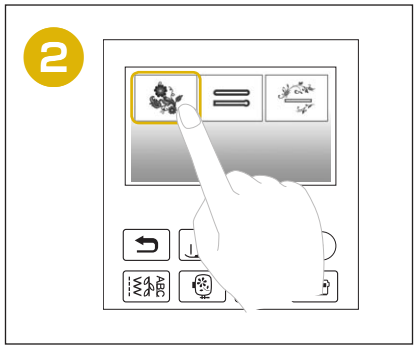

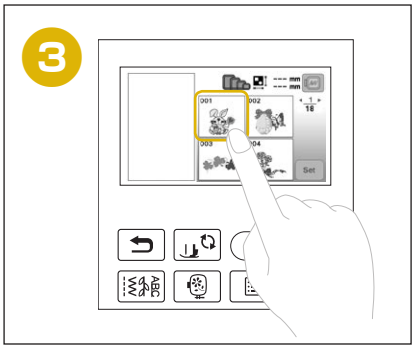

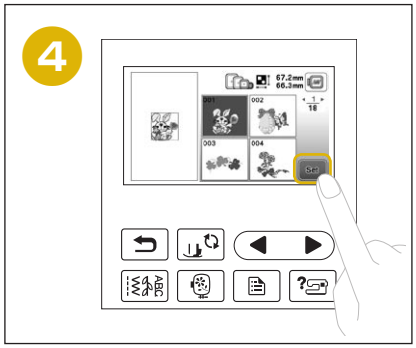

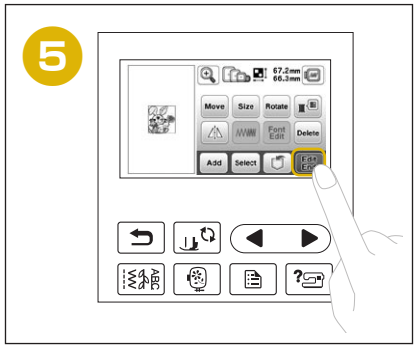

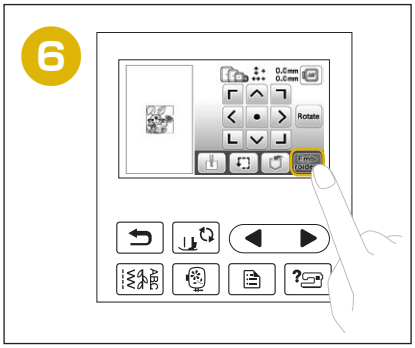

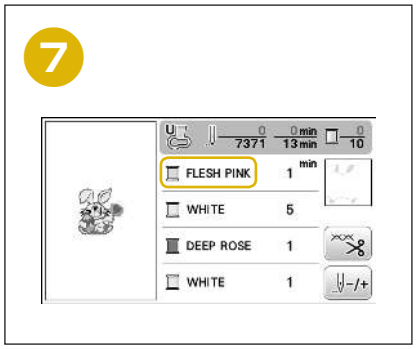

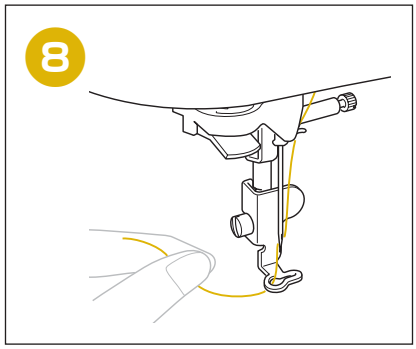

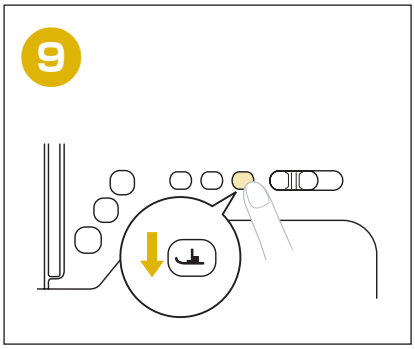

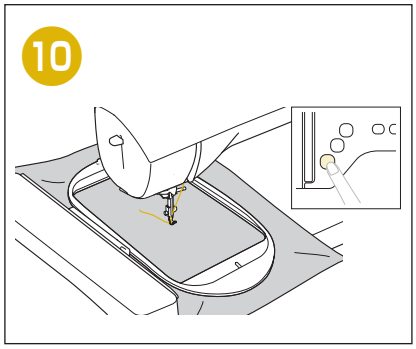

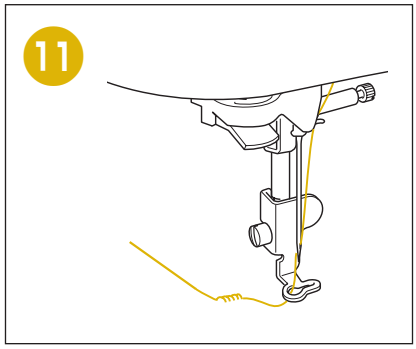

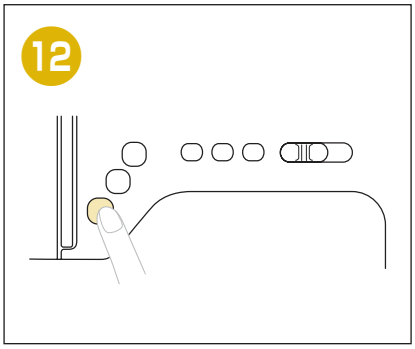

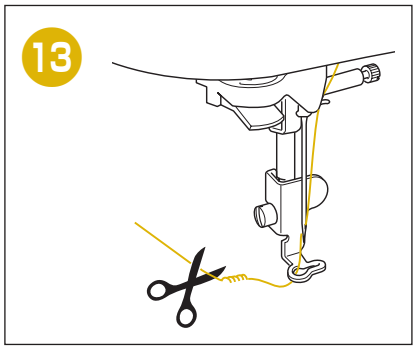
13

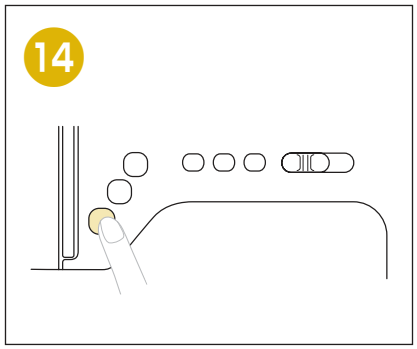
14

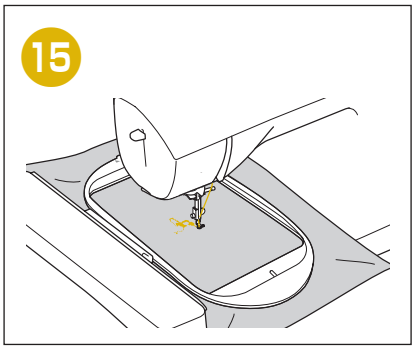
15

English
Spanish
French
888-G11
Printed in Vietnam

XG8667-001